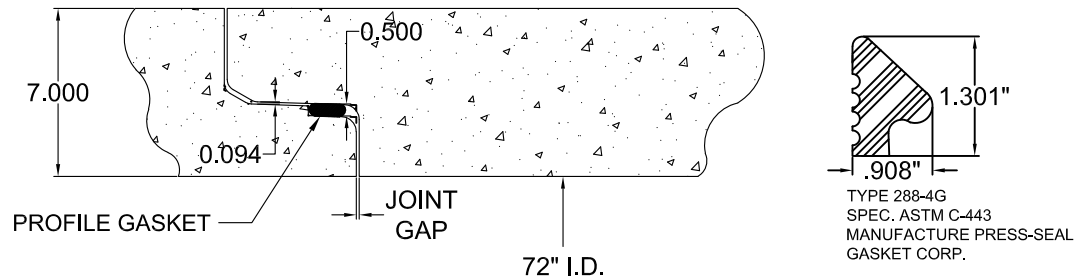
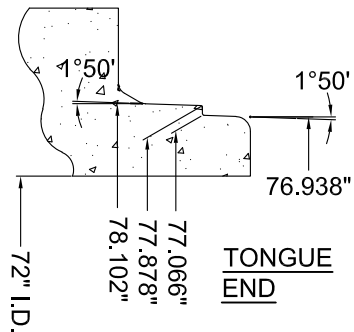
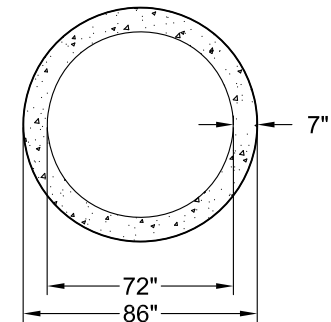


JOINT DETAIL

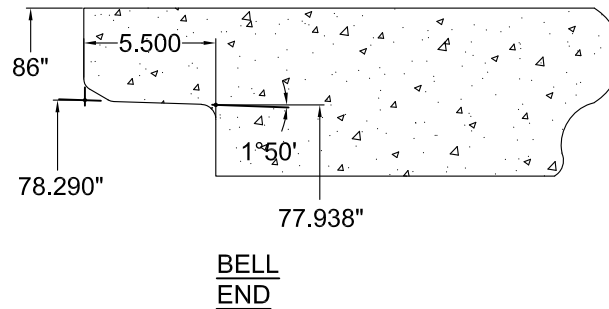


JOINT ASSEMBLY

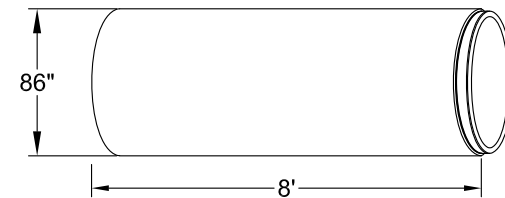
GASKET DETAIL



TONGUE END



BELL END



NOTES:

1. WATER TIGHT JOINTS MADE IN ACCORDANCE WITH ASTM C76/C443/C361 & C655, GREENBOOK S 207-2 AND CALTRANS S 65 REQUIREMENTS.
2. LAYING LENGTH IS 8' & 4' AS REQUIRED.
3. ALL CONCRETE USED IN THE MANUFACTURE OF RCP PRODUCTS CONTAINS TYPE II/V CEMENT PORTLAND CEMENT CONFORMING TO ASTM C-150.

4. AVERAGE JOINT GAP IS 0.04" (1/2").
5. STEEL REINFORCEMENT NOT SHOWN.
6. ALL DIMENSIONS SUBJECT TO ALLOWABLE SPECIFICATION TOLERANCES AND PARAMETERS.
7. BEVEL PIPE FOR 22.5° RADIUS MINIMUM

- LBS / 8' JNT = 14,488
 - LBS / 4' JNT = 7,244
 - LBS / LF = 1,811
- SHIPPING INFO. / FULL TRUCKLOAD (8' JOINTS) :
- JOINTS = 3
 - LF = 24
 - WEIGHT = 43,464 LBS PAYLOAD



3011 NORTH LAUREL AVE. RIALTO, CA 92377

JOB NAME: STANDARD PRODUCT

LOCATION: TBD

72" REINFORCED CONCRETE PIPE/PROFILE GASKET JOINT
STANDARD DRAWING

DRAWN BY
FB

CHECKED BY
GC

PART NO.
07200080000R000

DRAWING NUMBER

profile_72inRCP_01092017

DRAWING SCALE (UNO)

N.T.S.

DATE
1/11/2017

SHEET
1 OF 1