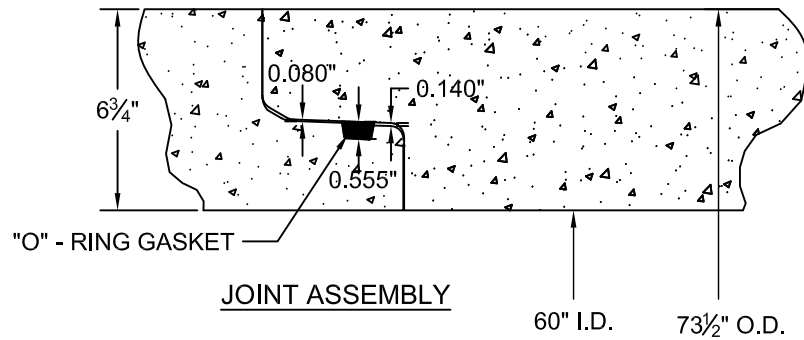
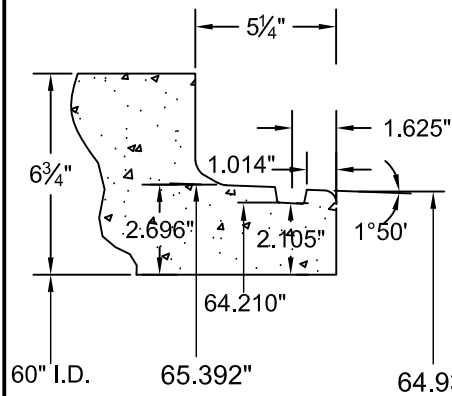
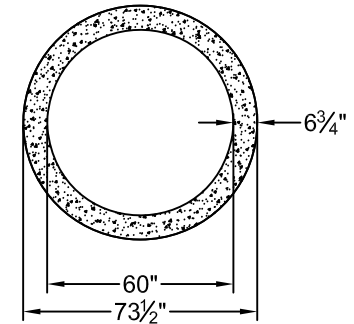


## JOINT DETAIL

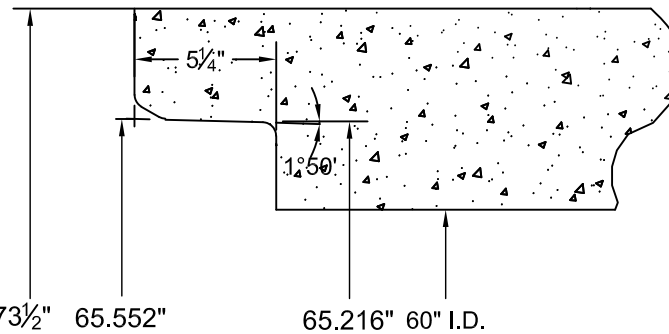


VOLUME = 1822cc

"O" RING GASKET



TONGUE END

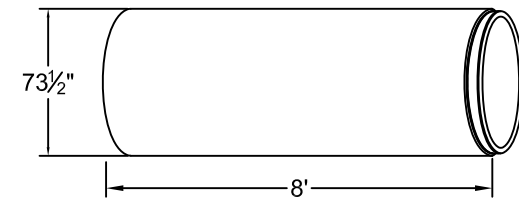


BELL END

### NOTES:

1. WATER TIGHT JOINTS MADE IN ACCORDANCE WITH ASTM C76/C443/C361 & C655, GREENBOOK S 207-2 AND CALTRANS S 65 REQUIREMENTS.
2. LAYING LENGTHS 8' & 4' AS REQUIRED.
3. ALL CONCRETE USED IN THE MANUFACTURE OF RCP PRODUCTS CONTAINS TYPE II/V CEMENT PORTLAND CEMENT CONFORMING TO ASTM C-150.

4. AVERAGE JOINT GAP IS 0.04" (1/2").
5. STEEL REINFORCEMENT NOT SHOWN.
6. ALL DIMENSIONS SUBJECT TO ALLOWABLE SPECIFICATION TOLERANCES AND PARAMETERS.
7. BEVEL PIPE FOR 45 RADIUS MINIMUM.



- LBS / 8' JNT = 1,200
  - LBS / 4' JNT = N/A
  - LBS / LF = 150
- SHIPPING INFO. / FULL TRUCKLOAD (8' JOINTS) :
- JOINTS = 38
  - LF = 304
  - WEIGHT = 45,600 LBS PAYLOAD



3011 NORTH LAUREL AVE. RIALTO, CA 92377

JOB NAME: STANDARD PRODUCT

LOCATION: TBD

60" REINFORCED CONCRETE PIPE / CONFINED "O"-RING JOINT  
STANDARD DRAWING FOR DRYCAST

DRAWN BY  
FB  
DRAWING NUMBER

CHECKED BY  
KB

PART NO.  
06000080000R000

ORING\_60inRCP\_07242012

DRAWING SCALE (UNO)

N.T.S.

DATE  
10/14/2016

SHEET  
1 OF 1