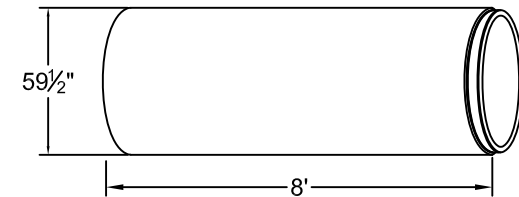
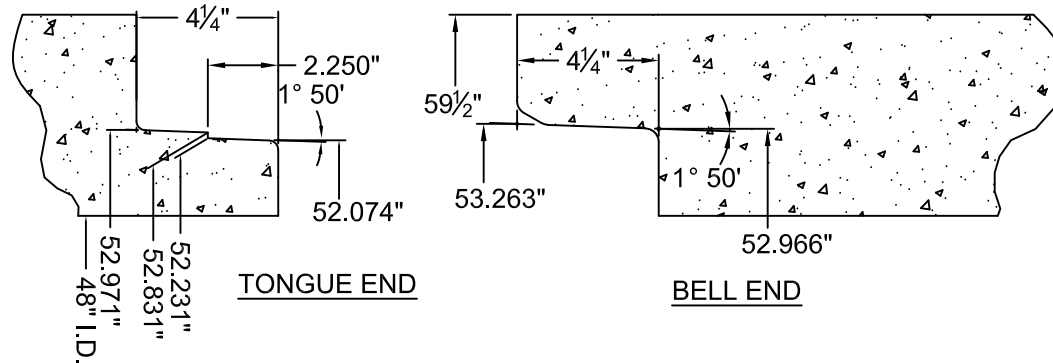
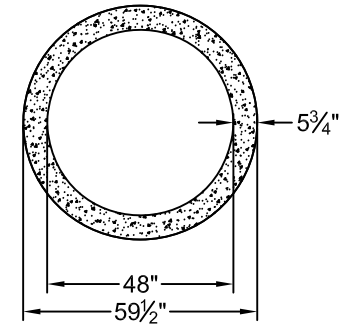
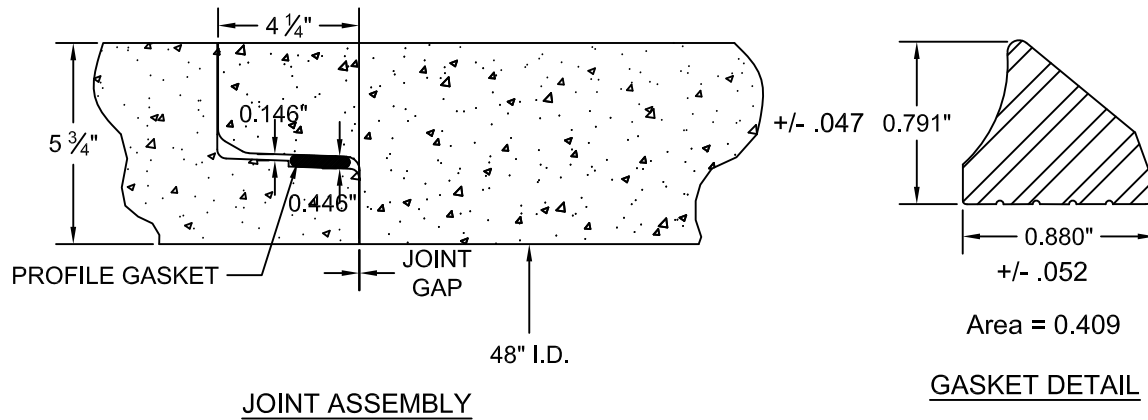


JOINT DETAIL



NOTES:

1. WATER TIGHT JOINTS MADE IN ACCORDANCE WITH ASTM C76/C443/C361 & C655, GREENBOOK S 207-2 AND CALTRANS S 65 REQUIREMENTS.
2. LAYING LENGTH IS 8' & 4' AS REQUIRED.
3. ALL CONCRETE USED IN THE MANUFACTURE OF RCP PRODUCTS CONTAINS TYPE II/V CEMENT PORTLAND CEMENT CONFORMING TO ASTM C-150.

4. AVERAGE JOINT GAP IS 0.04" (1/2").
5. STEEL REINFORCEMENT NOT SHOWN.
6. ALL DIMENSIONS SUBJECT TO ALLOWABLE SPECIFICATION TOLERANCES AND PARAMETERS.
7. BEVEL PIPE FOR 22.5° RADIUS MINIMUM

- LBS / 8' JNT = 8,480
 - LBS / 4' JNT = 4,240
 - LBS / LF = 1060
- SHIPPING INFO. / FULL TRUCKLOAD (8' JOINTS) :
- JOINTS = 5
 - LF = 40
 - WEIGHT = 42,400 LBS PAYLOAD



3011 NORTH LAUREL AVE. RIALTO, CA 92377

JOB NAME: STANDARD PRODUCT

LOCATION: TBD

48" REINFORCED CONCRETE PIPE/PROFILE GASKET JOINT

STANDARD DRAWING

DRAWN BY

FB

CHECKED BY

KB

PART NO.

04800080000R000

DRAWING SCALE (UNO)

N.T.S.

DATE
10/17/2016

DRAWING NUMBER

profile_48inRCP_07242012

SHEET
1 OF 1