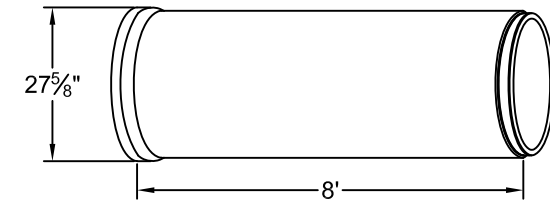
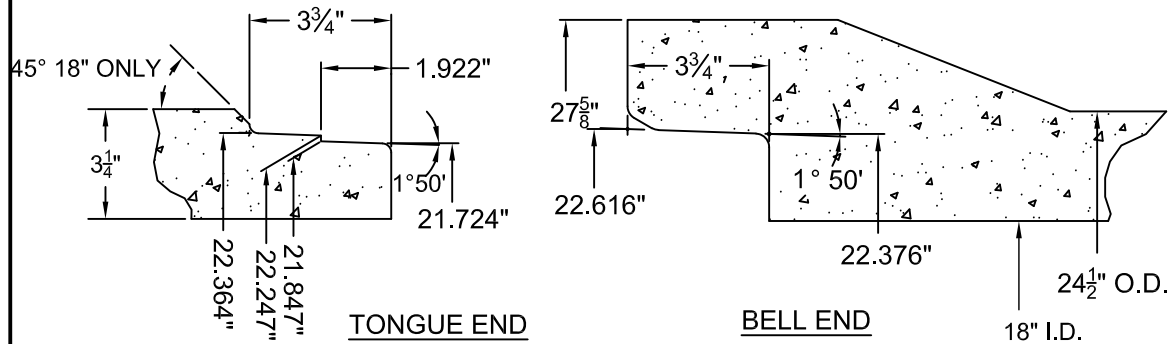
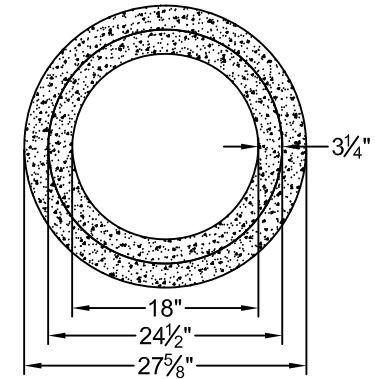
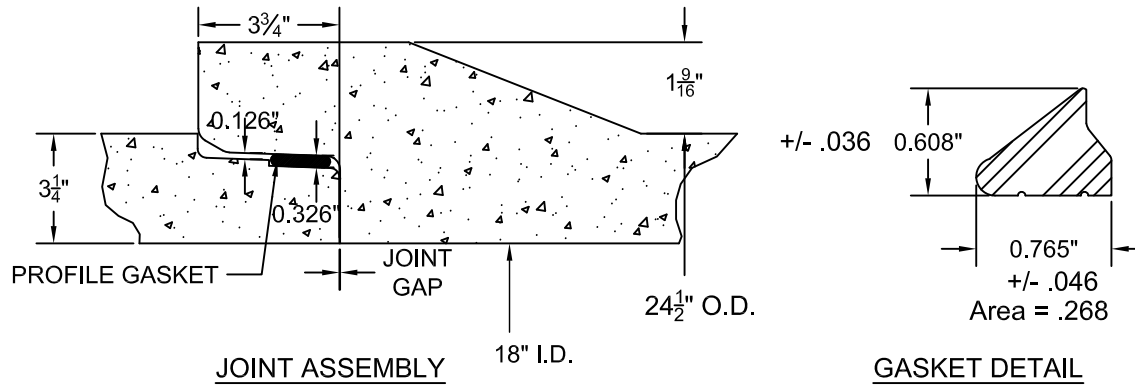


## JOINT DETAIL



### NOTES:

1. WATER TIGHT JOINTS MADE IN ACCORDANCE WITH ASTM C76/C443/C361 & C655, GREENBOOK S 207-2 AND CALTRANS S 65 REQUIREMENTS.
2. LAYING LENGTH IS 8' & 4' AS REQUIRED.
3. ALL CONCRETE USED IN THE MANUFACTURE OF RCP PRODUCTS CONTAINS TYPE II/V CEMENT PORTLAND CEMENT CONFORMING TO ASTM C-150.
4. AVERAGE JOINT GAP IS 0.04" (1/2").
5. STEEL REINFORCEMENT NOT SHOWN.
6. ALL DIMENSIONS SUBJECT TO ALLOWABLE SPECIFICATION TOLERANCES AND PARAMETERS.
7. BEVEL PIPE FOR 22.5' RADIUS MINIMUM

- LBS / 8' JNT = 1,900
  - LBS / 4' JNT = 980
  - LBS / LF = 238
- SHIPPING INFO. / FULL TRUCKLOAD (8' JOINTS) :
- JOINTS = 25
  - LF = 200
  - WEIGHT = 47,500 LBS PAYLOAD



3011 NORTH LAUREL AVE. RIALTO, CA 92377

JOB NAME: STANDARD PRODUCT

LOCATION: TBD

18" REINFORCED CONCRETE PIPE/PROFILE GASKET JOINT  
STANDARD DRAWING

DRAWN BY  
FB

DRAWING NUMBER

CHECKED BY  
KB

profile\_18inRCP\_07242012

PART NO.  
01800080000R000

DATE  
10/14/2016

DRAWING SCALE (UNO)  
N.T.S.

SHEET  
1 OF 1