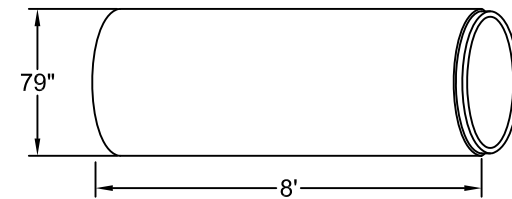
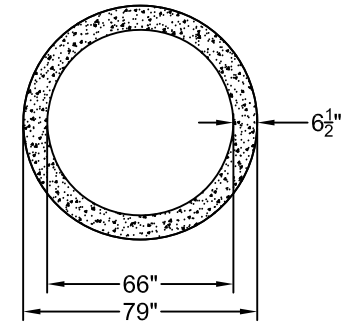
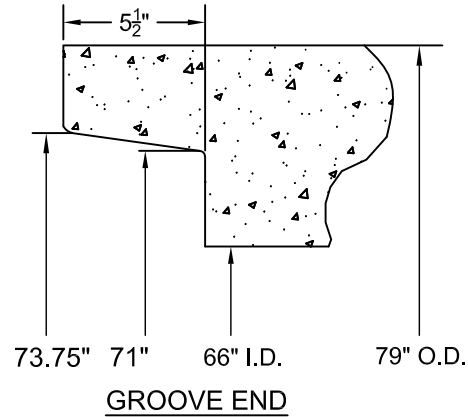
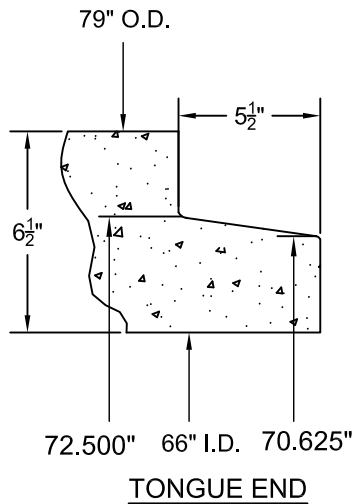
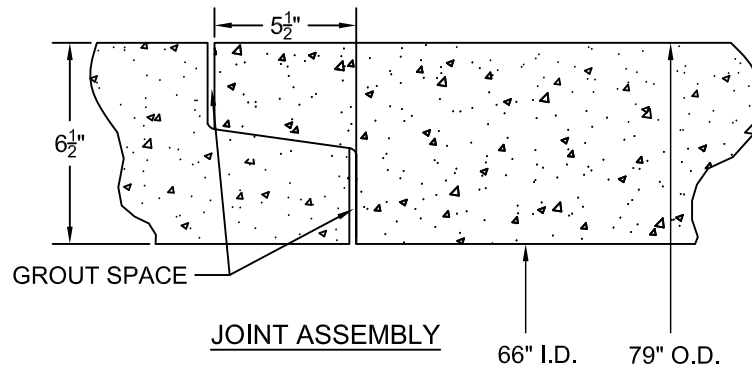


## JOINT DETAIL



### NOTES:

1. WATER TIGHT JOINTS MADE IN ACCORDANCE WITH ASTM C76/C443/C361 & C655, GREENBOOK S 207-2 AND CALTRANS S 65 REQUIREMENTS.
2. LAYING LENGTH FOR ALL PIPES IS 8' OR 4'.
3. ALL CONCRETE USED IN THE MANUFACTURE OF RCP PRODUCTS CONTAINS TYPE II/V CEMENT PORTLAND CEMENT CONFORMING TO ASTM C-150.

4. AVERAGE JOINT GAP IS 0.04" (1/2").
5. STEEL REINFORCEMENT NOT SHOWN.
6. ALL DIMENSIONS SUBJECT TO ALLOWABLE SPECIFICATION TOLERANCES AND PARAMETERS.
7. MINIMUM 22.5' RADIUS.

- LBS / 8' JNT = 12,800
  - LBS / 4' JNT = 6,400
  - LBS / LF = 1,600
- SHIPPING INFO. / FULL TRUCKLOAD (8' JOINTS) :
- JOINTS = 4
  - LF = 32
  - WEIGHT = 51,200 LBS PAYLOAD



3011 NORTH LAUREL AVE. RIALTO, CA 92377

JOB NAME: STANDARD PRODUCT

LOCATION: TBD

66" REINFORCED CONCRETE PIPE / T&G FLUSH BELL MORTAR JOINT  
STANDARD DRAWING

DRAWN BY  
FB

CHECKED BY  
KB

PART NO.  
066000800000000

DATE  
10/14/2016

DRAWING NUMBER

T&G\_66inRCP\_07232012

DRAWING SCALE (UNO)  
N.T.S.

SHEET  
1 OF 1