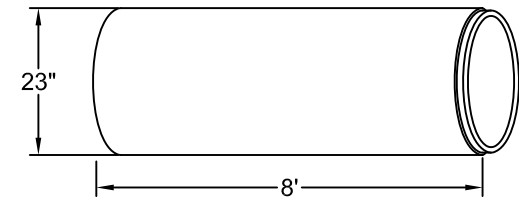
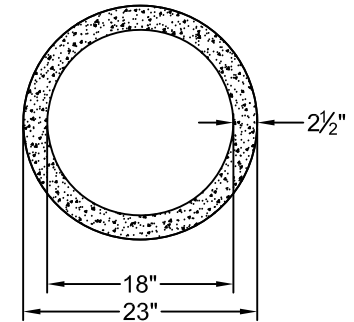
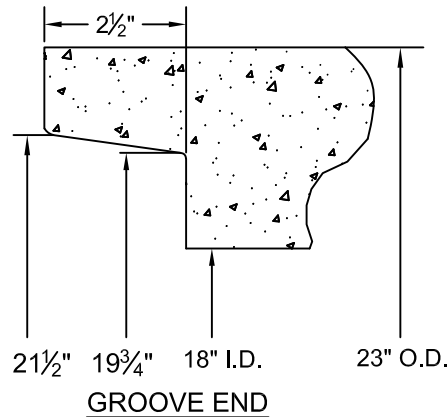
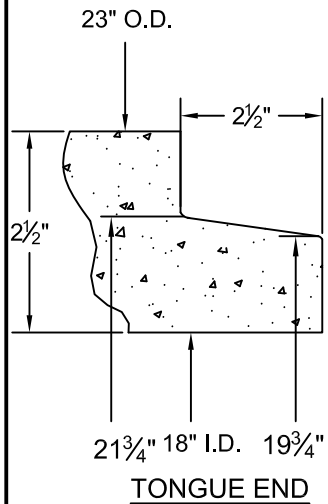
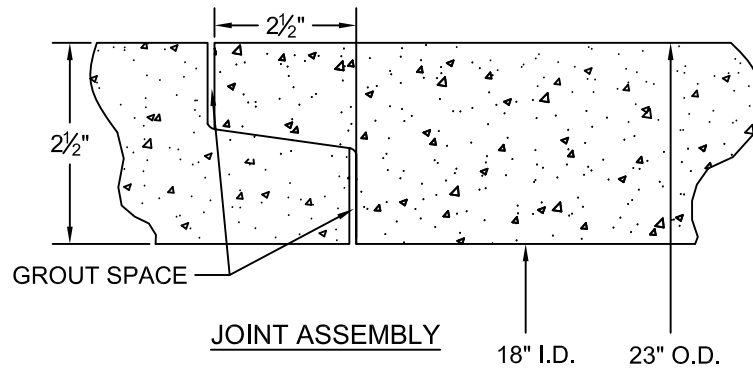


JOINT DETAIL



NOTES:

1. WATER TIGHT JOINTS MADE IN ACCORDANCE WITH ASTM C76/C443/C361 & C655, GREENBOOK S 207-2 AND CALTRANS S 65 REQUIREMENTS.
2. LAYING LENGTH FOR ALL PIPE IS 8' & 4' AS REQUIRED.
3. ALL CONCRETE USED IN THE MANUFACTURE OF RCP PRODUCTS CONTAINS TYPE II/V CEMENT PORTLAND CEMENT CONFORMING TO ASTM C-150.

4. AVERAGE JOINT GAP IS 0.04" (1/2").
5. STEEL REINFORCEMENT NOT SHOWN.
6. ALL DIMENSIONS SUBJECT TO ALLOWABLE SPECIFICATION TOLERANCES AND PARAMETERS.

- LBS / 8' JNT = 1,040
- LBS / 4' JNT = N/A
- LBS / LF = 175
- SHIPPING INFO. / FULL TRUCKLOAD (8' JOINTS) :
- JOINTS = 33
- LF = 264
- WEIGHT = 46,200 LBS PAYLOAD



3011 NORTH LAUREL AVE. RIALTO, CA 92377

JOB NAME: STANDARD PRODUCT

LOCATION: TBD

18" REINFORCED CONCRETE PIPE / T&G FLUSH BELL MORTAR JOINT
STANDARD DRAWING

DRAWN BY
FB

CHECKED BY
KB

PART NO.
018000800000000

DATE
10/14/2016

DRAWING NUMBER

T&G_18inRCP_07232012

DRAWING SCALE (UNO)
N.T.S.

SHEET
1 OF 1